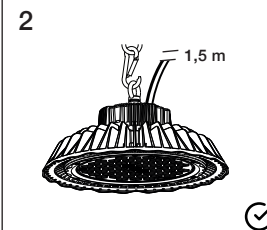
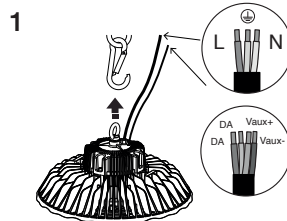



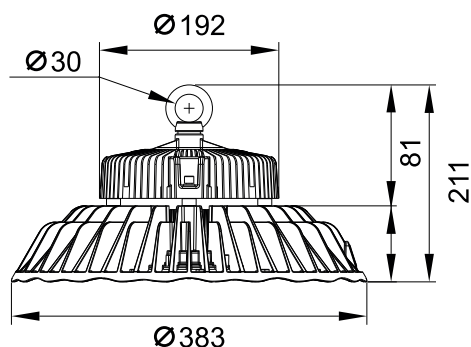
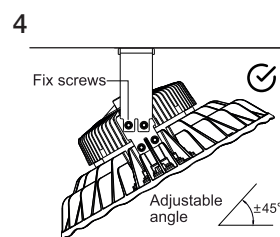

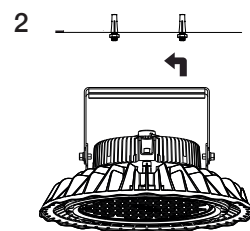
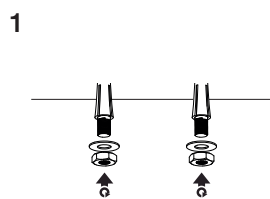
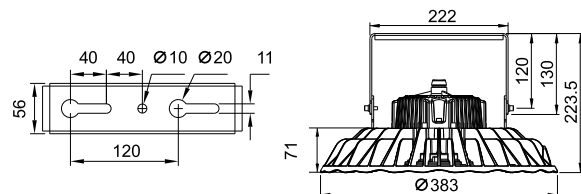
# Raptor

SLC8940

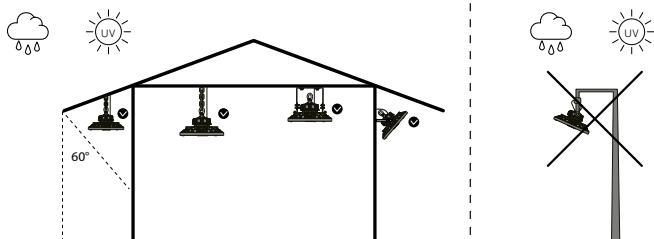
**SLC**  
Scandinavian  
Lighting Concept



Adjustable mounting bracket - SLC8941



Mounting options - Indoor and outdoor



**Wiring**

L	brown	black
N	blue	white
Ⓞ GND	yellow/green	green

**DALI Dimmable**

DA	purple
DA	pink
Vaux+	black / white (NOT IN USE)
Vaux-	blue / white (NOT IN USE)

**Cable extension**

SLC8830 2m 3x1mm<sup>2</sup> IP68 connector / SLC8831 2m 2x0,5mm<sup>2</sup> IP68 connector



**NO:** Må installeres av godkjent installatør  
**EN:** Only to be installed by an authorized electrician  
**DE:** Nur von einer autorisierten Elektrofachkraft installieren lassen  
**FI:** Asenna vain valtuutettu sähköasentaja  
**FR:** Seulement pour être installé par un électricien autorisé  
**IS:** Aðeins skal setja upp af viðurkenndum rafvirkni  
**ES:** Solo para ser instalado por un electricista autorizado.  
**IT:** Solo per essere installato da un elettricista autorizzato



**NO:** Slå av strømmen før montering  
**EN:** Power off before installing  
**DE:** Schalten Sie vor der Installation die Stromversorgung aus  
**FI:** Katkaise virta ennen asennusta  
**FR:** Couper le courant avant d'installer  
**IS:** Slökktu á orku áður en þú setur upp  
**ES:** Apague la alimentación antes de instalar  
**IT:** Spegnerne l'alimentazione prima di installare